



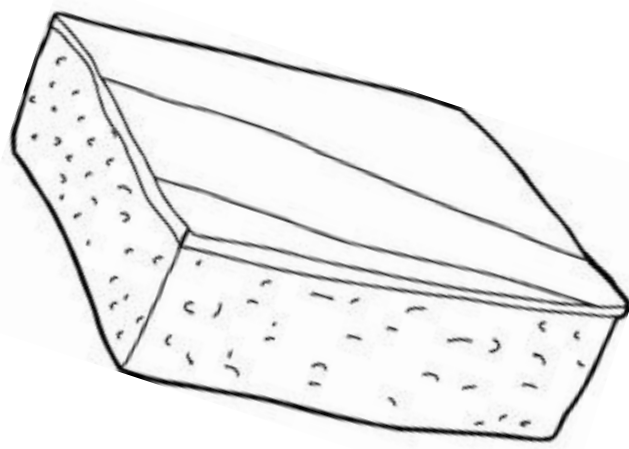
MacPhee Centre for Creative Learning

Skor Bar Squares



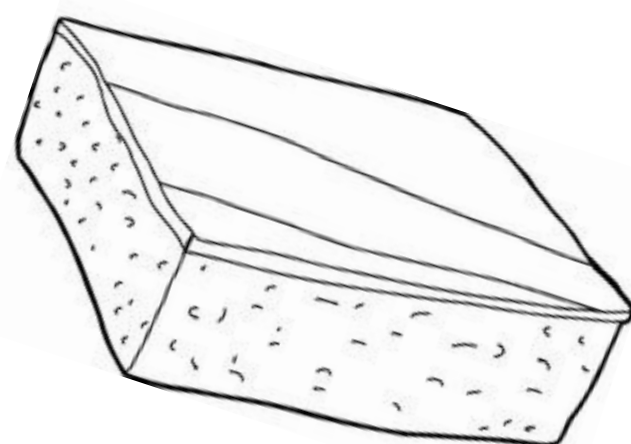

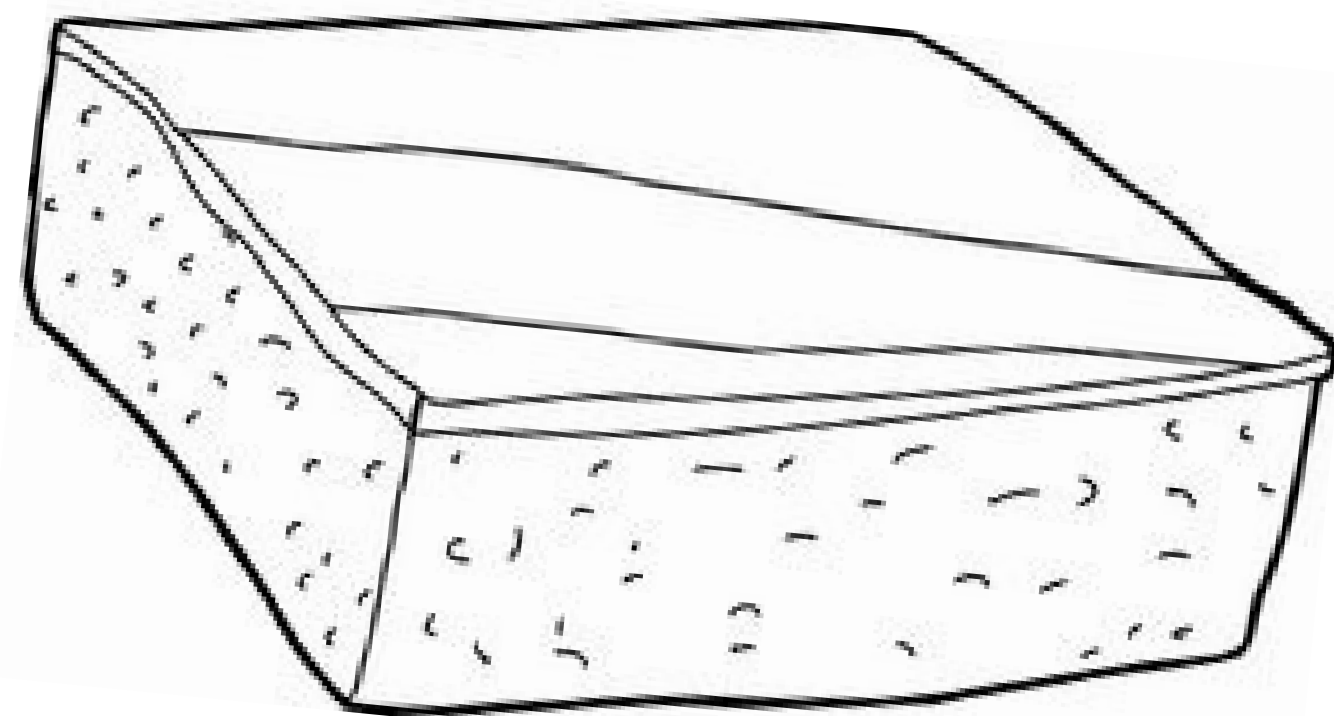
INGREDIENTS

1 package of Skor bits
1 can of sweetened condensed milk
1 box of ritz crackers
1 tub of icing (cream cheese adds nice flavor)



INSTRUCTIONS

1. Preheat oven to 350 degrees F.
2. Grease a 9x13 inch pan.
3. Crush ritz crackers and put them in the bottom of the pan.
4. Put 3/4 of a bag of Skor bits in pan
5. Add in the can of milk
6. Put in the oven for 10 minutes.
7. Take out of the oven to give it a chance to cool down.
8. Ice the top of the ritz crackers mixture once it is cooled and sprinkle the rest of Skor bits on top!
9. Enjoy!



enjoy!